

# Low Bidder

06-14-24A11:42 RCVD

STATE OF CALIFORNIA • DEPARTMENT OF TRANSPORTATION  
**IN-USE OFF-ROAD DIESEL-FUELED VEHICLE LIST**  
DOT DES-OE-0102.14 (NEW 09/2023)

CONTRACT NO. 08-1N6904	BIDDING FIRM Empire Equipment Service, Inc.
---------------------------	--

Under 13 CCR § 2449 *et seq.*, list the fleet name and Off-Road Diesel Fleet Identification (DOORS ID) number for every fleet used by you or your subcontractor to perform the work below.

Check here if all fleets used to perform work are not subject to 13 CCR § 2449 *et seq.* Submit the blank form as part of the bid.

Fleet Name	DOORS ID Number
Empire Equipment Service, Inc.	6652
Cal Stripe	5800
Smithson Electric	4436
Pavement Recycling Systems	1633
Ellis Equipment, Inc.	127138

**ADA Notice** This document is available in alternative accessible formats. For more information, please contact the Forms Management Unit at (279) 234-2284, TTY 711, in writing at Forms Management Unit, 1120 N Street, MS-89, Sacramento, CA 95814, or by email at Forms.Management.Unit@dot.ca.gov.

**08**



**STATE OF CALIFORNIA  
DEPARTMENT OF TRANSPORTATION**

**FORMS FOR  
BID**

**FOR CONSTRUCTION ON STATE HIGHWAY IN RIVERSIDE COUNTY IN CORONA  
FROM 0.2 MILE SOUTH TO 0.2 MILE NORTH OF CAJALCO ROAD  
OVERCROSSING**

**In District 08 On Route 15**

**Under**

---

***Notice to Bidders and Special Provisions* dated May 20, 2024**

***Standard Specifications* dated 2023**

***Project plans* approved April 1, 2024**

***Standard Plans* dated 2023**

---

**Applicable to**

**Electronic *Bid* book dated May 20, 2024**

**Identified by**

**Contract No. 08-1N6904**

**08-Riv-15-36.6/37.0**

**Project ID 0823000037**

View/Print Label

1. Ensure there are no other shipping or tracking labels attached to your package. Select the Print button on the print dialogue box that appears. Note: If your browser does not support this function, select Print from the File menu to print the label.

2. Fold the printed label at the solid line below. Place the label in a UPS Shipping Pouch. If you do not have a pouch, affix the folded label using clear plastic shipping tape over the entire label.

3. GETTING YOUR SHIPMENT TO UPS

Customers with a scheduled Pickup

- Your driver will pickup your shipment(s) as usual.

Customers without a scheduled Pickup





- Schedule a Pickup on ups.com to have a UPS driver pickup all of your packages.
- Take your package to any location of The UPS Store®, UPS Access Point(TM) location, UPS Drop Box, UPS Customer Center, Staples® or Authorized Shipping Outlet near you. To find the location nearest you, please visit the 'Locations' Quick link at ups.com.

UPS Access Point™  
THE UPS STORE  
7830 LIMONITE AVE  
JURUPA VALLEY CA 92509-5360

UPS Access Point™  
THE UPS STORE  
8207 ARLINGTON AVE  
RIVERSIDE CA 92503-0429

UPS Access Point™  
MICHAELS STORE # 9881  
10345 MAGNOLIA AVE  
RIVERSIDE CA 92505-1809

FOLD HERE

<p>EMPIRE EQUIPMENT SERVICE, INC 9516811345 8432 63RD STREET JURUPA VALLEY CA 92509</p> <p><b>SHIP TO:</b> MICHAEL FURMUZAN, OFFICE ENGINEER 916-227-6294 DEPARTMENT OF TRANSPORTATION 1727 30TH STREET MS 43 SACRAMENTO CA 95816</p>	<p><b>1.0 LBS LTR</b></p> <p><b>1 OF 1</b></p>
 <p><b>CA 958 9-03</b></p> 	<p><b>UPS NEXT DAY AIR</b></p> <p><b>1</b></p> <p>TRACKING #: 1Z 5DT 40P 01 1808 5324</p> 
<p><b>BILLING: P/P</b></p>	 <p>XCL 24.06.05 NV45 24.0A 06/2024*<sup>TM</sup></p>